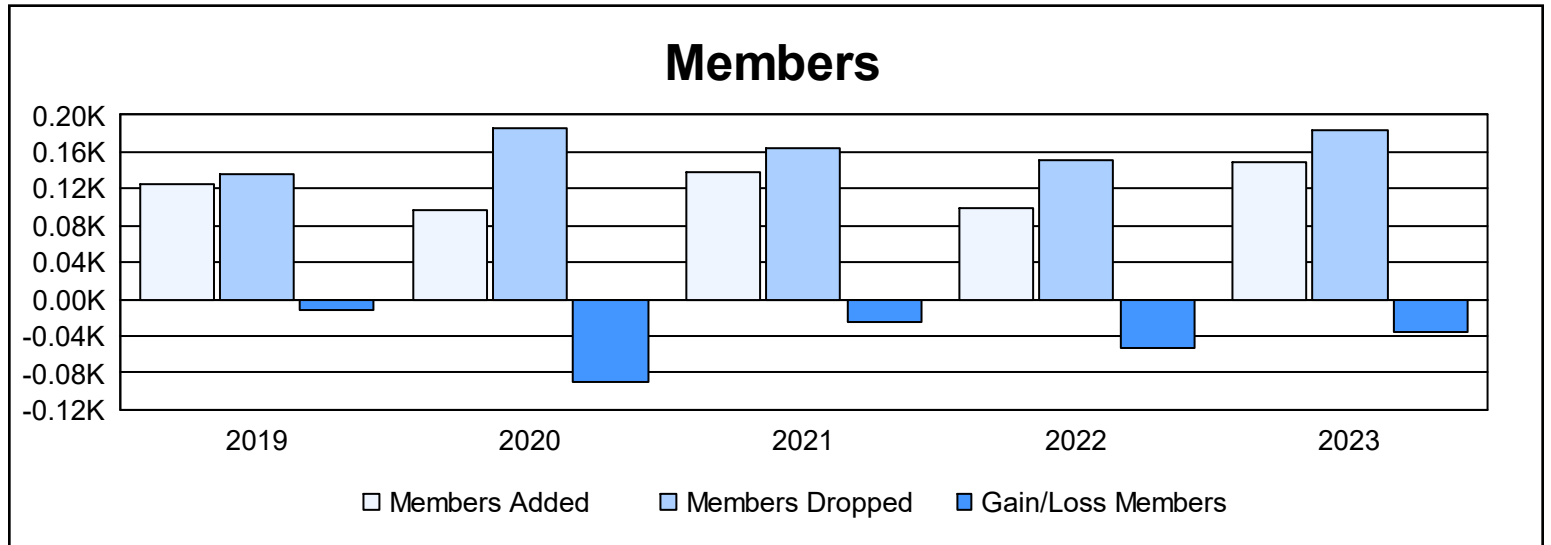
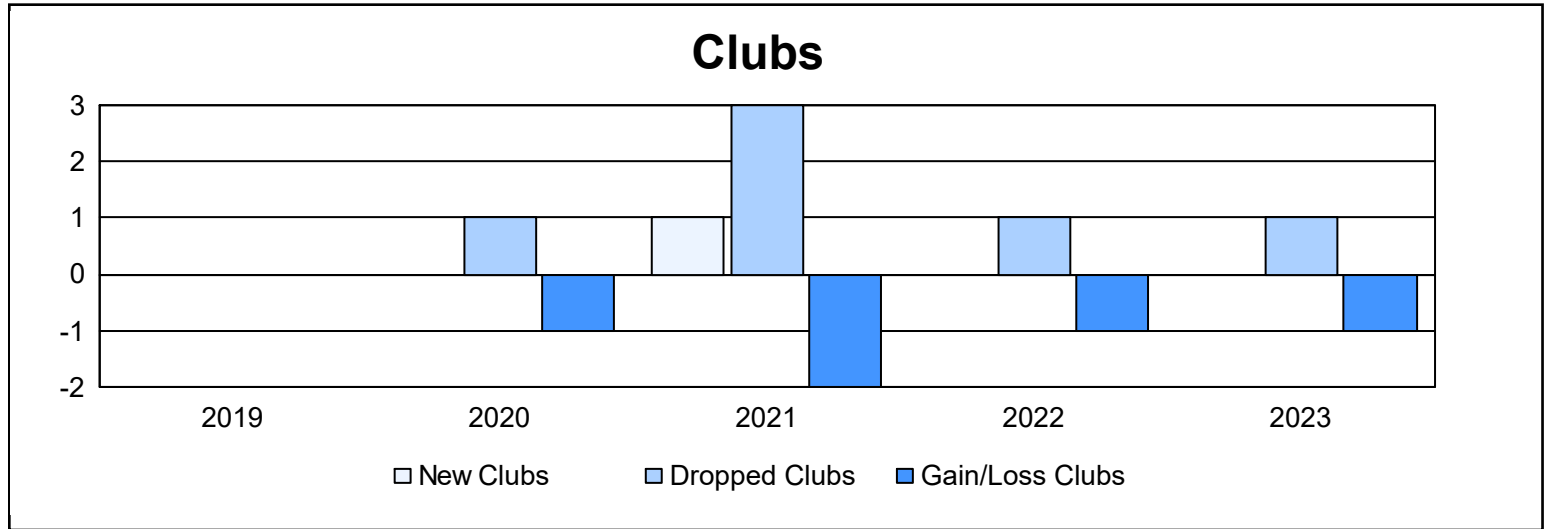
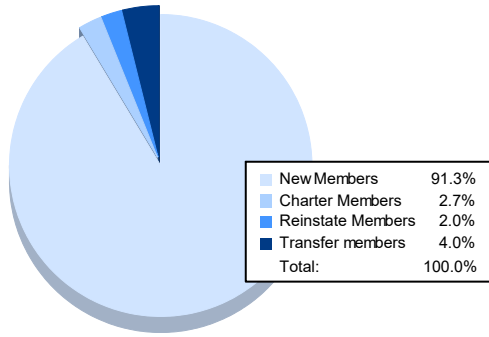


| Year | New Clubs | Dropped Clubs | Gain/ Loss Clubs | New Members | Charter Members | Reinstate Members | Transfer Members | Total Member Added | Total Members Dropped | Gain/ Loss Members |
|----------------|-----------|---------------|------------------|-------------|-----------------|-------------------|------------------|--------------------|-----------------------|--------------------|
| 2018-2019 | 0 | 0 | 0 | 102 | 2 | 11 | 9 | 124 | 136 | -12 |
| 2019-2020 | 0 | 1 | -1 | 72 | 5 | 7 | 13 | 97 | 186 | -89 |
| 2020-2021 | 1 | 3 | -2 | 97 | 29 | 4 | 8 | 138 | 163 | -25 |
| 2021-2022 | 0 | 1 | -1 | 83 | 3 | 5 | 7 | 98 | 152 | -54 |
| 2022-2023 | 0 | 1 | -1 | 136 | 4 | 3 | 6 | 149 | 184 | -35 |
| Average | 0 | 1 | -1 | 98 | 9 | 6 | 9 | 121 | 164 | -43 |



Membership Composition June 2023 Cumulative



Gender Composition June 2023 Cumulative

